

The background of the slide features a 3D rendering of several COVID-19 virus particles. These particles are depicted as grey, spherical structures with a textured, bumpy surface. They are covered in numerous red, crown-like spikes (resembling the Greek letter alpha) and smaller yellow dots. The particles are scattered across the frame, with some in sharp focus and others blurred in the background, creating a sense of depth. A dark grey horizontal band is positioned across the middle of the image, containing the title text. To the right of the text, there is a solid red rectangular area.

Impact of the Pandemic Experience for Canadians

Survey Methodology



The research involved an online survey of 1500 Canadians and was conducted on October 17, 2022.

Respondents for this survey were selected from among those who have registered to participate in the Maru Voice panel. The data have been weighted to reflect the demographic composition of each country, according to in country statistics. Because the sample is based on those who initially self-selected for participation in the Maru Voice panel rather than a probability sample, no estimates of sampling error can be calculated.

The background of the slide features a 3D rendering of several coronavirus particles. These particles are depicted as grey, spherical structures with a textured, bumpy surface. They are densely covered with red, crown-like spikes (resembling the Greek letter alpha) and smaller yellow, hexagonal spikes. The particles are scattered across the frame, with some in sharp focus in the foreground and others blurred in the background, creating a sense of depth. A horizontal grey bar with a semi-transparent black rectangle in the center serves as a backdrop for the title text.

Overall Pandemic Impact

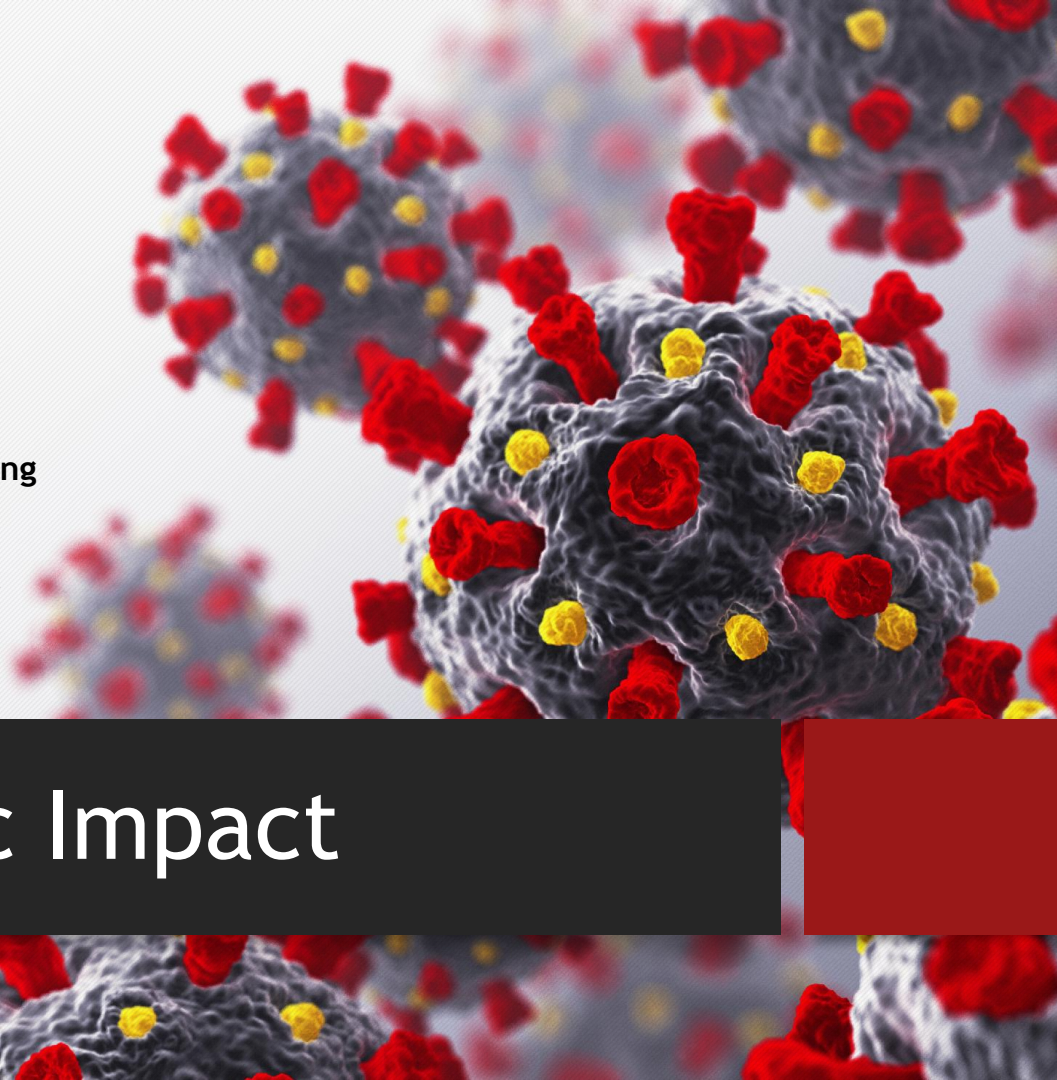
One quarter of Canadians said that the pandemic most negatively impacted their **social lives**, followed by two-in-ten who selected health or economic wellbeing.

However, twenty-six percent said they were **not impacted** by any of the categories.

When asked the same question about Canadian society as a whole, **economic and social wellbeing** were selected by roughly three-in-ten.

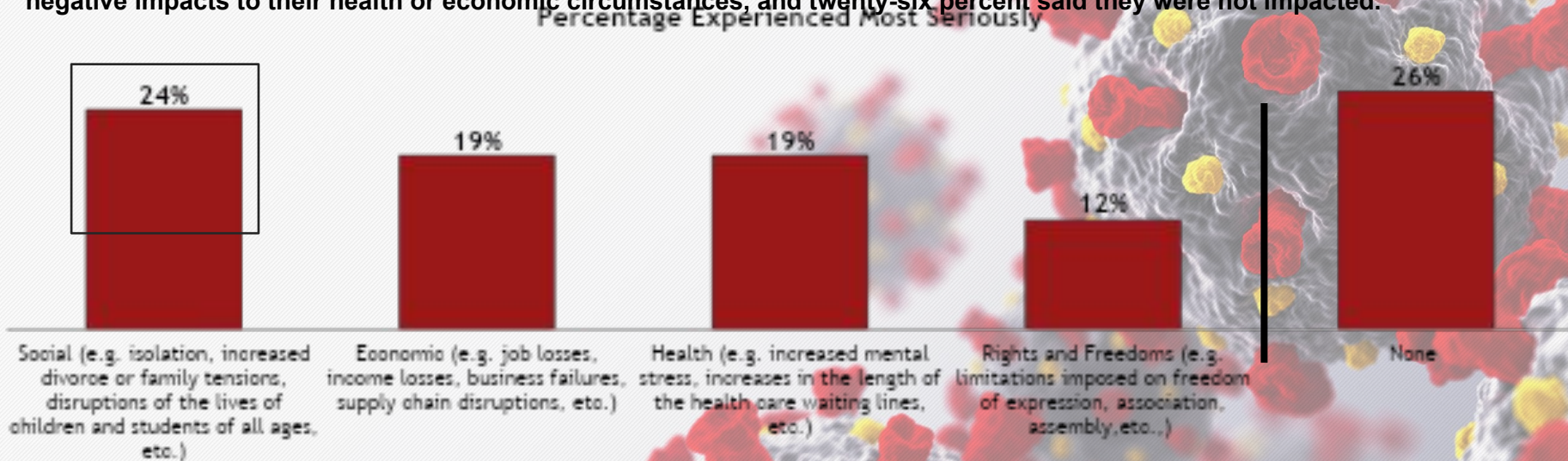
Only **eight percent** said that Canadians were not affected by any of the categories.

Overall Pandemic Impact



Personal Impact: Experienced by You and Your Family

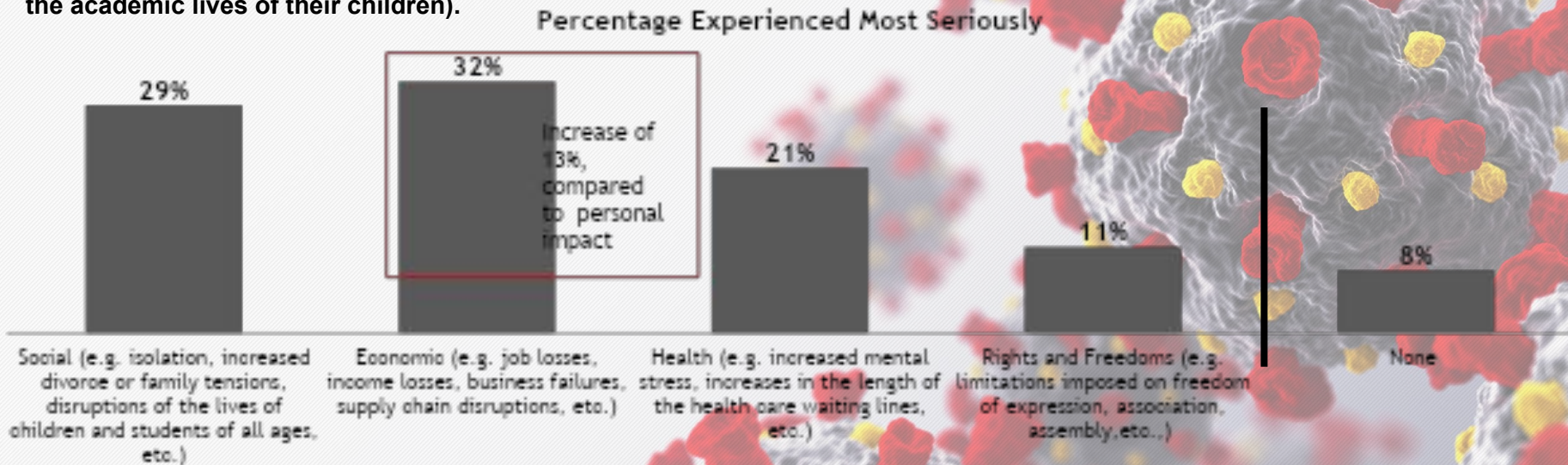
One quarter of Canadians said that the pandemic most negatively impacted their social lives (e.g., isolation, increased divorce or family tensions, or disruptions to the academic lives of their children). This was followed by two-in-ten who experienced negative impacts to their health or economic circumstances, and twenty-six percent said they were not impacted.



Q1. Among the four categories of negative impact, which was the ONE you and your family experienced most seriously? N=1533

Projected Impact: Experienced by the Largest Number of Canadians

When asked what the projected impact experienced by the largest number of Canadians, three-in-ten respondents chose either economic, (e.g., job or income losses) or social (e.g., isolation, increased divorce or family tensions, or disruptions to the academic lives of their children).



The background of the slide features a 3D rendering of several coronavirus particles. These particles are depicted as grey, spherical structures with a textured, bumpy surface. They are densely covered with red, crown-like spikes (resembling the Greek letter alpha) and smaller yellow, hexagonal-like structures. The particles are scattered across the frame, with some in sharp focus in the foreground and others blurred in the background, creating a sense of depth. A dark grey horizontal band is positioned across the middle of the image, containing the title text. To the right of this band, there is a solid red rectangular area.

Overall Pandemic Impact

Demographic Highlights

Geographic Divides Emerge, with Albertans most likely to be Affected

Atlantic Canadians and young people were less likely to select social as having the most impact on themselves personally or Canadians. Albertans were less likely to select 'social' impact personally, but just as likely to say that Canadians were negatively affected socially.

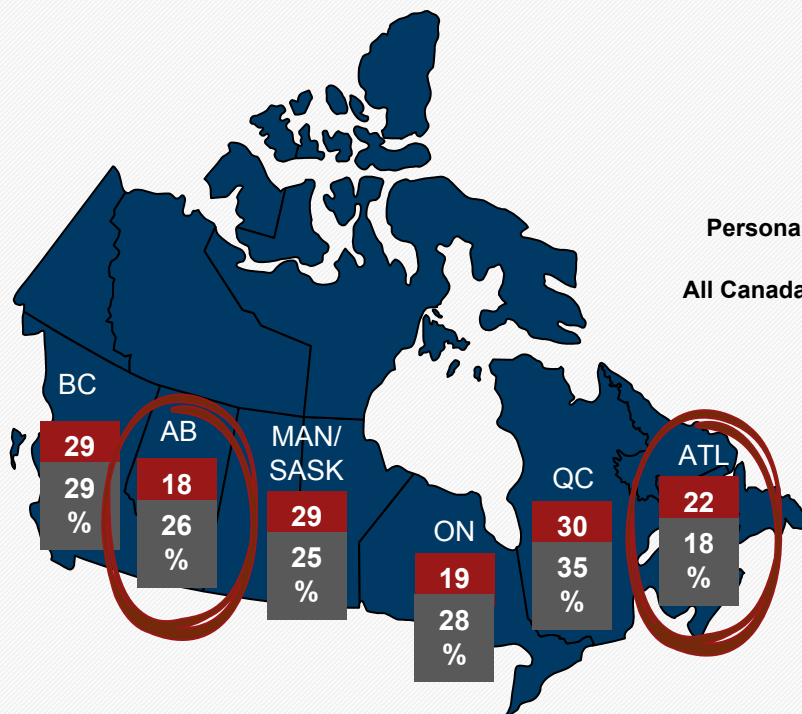
British Columbians and young people were more likely to say that their economic wellbeing was most affected, and they also selected economics as having the largest impact more often than other Canadians. Albertans were more likely to say they were personally impacted, but just as likely to say other Canadians were negatively affected as well.

British Columbians were least likely to say that the pandemic had the most negative impact on their health, whereas Albertans were most likely to select health compared to their provincial counterparts.

Albertans, Ontarians, or Atlantic Canadians and men were slightly more likely to select 'rights and freedoms' as having the most negative impact compared to their counterparts, although this difference only scrapes the edges of significance.


By contrast, Albertans were the least likely to select none of the categories as having a negative impact, compared to Quebec who was most likely to say that none of the categories affected them negatively.

Negative Pandemic Impact on Canadians: Social



NATIONAL

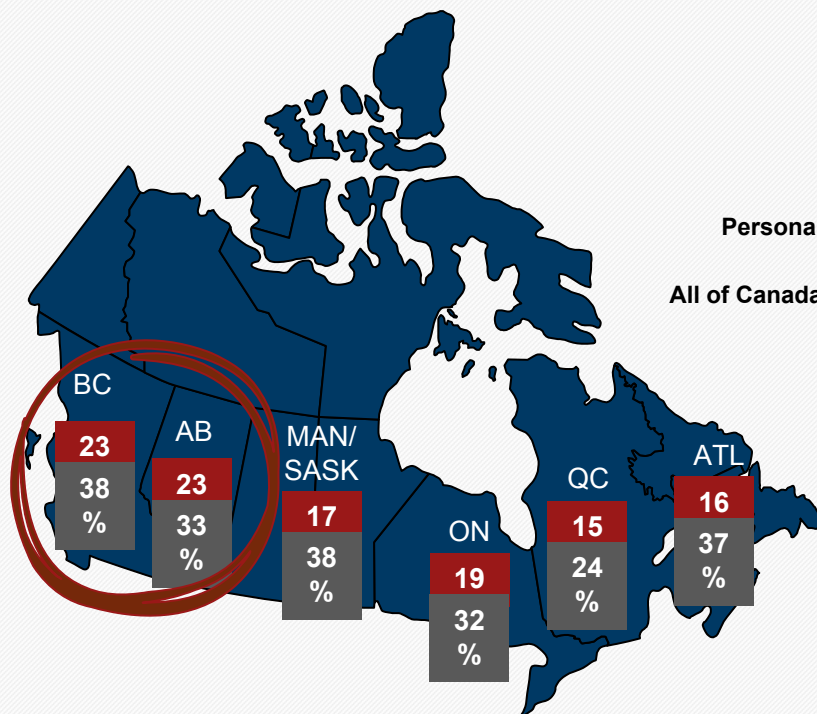
Personal	24%
All Canada	29%



Q1. Among the four categories of negative impact, which was the ONE you and your family experienced most seriously? N=1533

Q2. And which ONE negative impact do you think was experienced by the largest number of Canadians? N=1533

Negative Pandemic Impact on Canadians: Economic



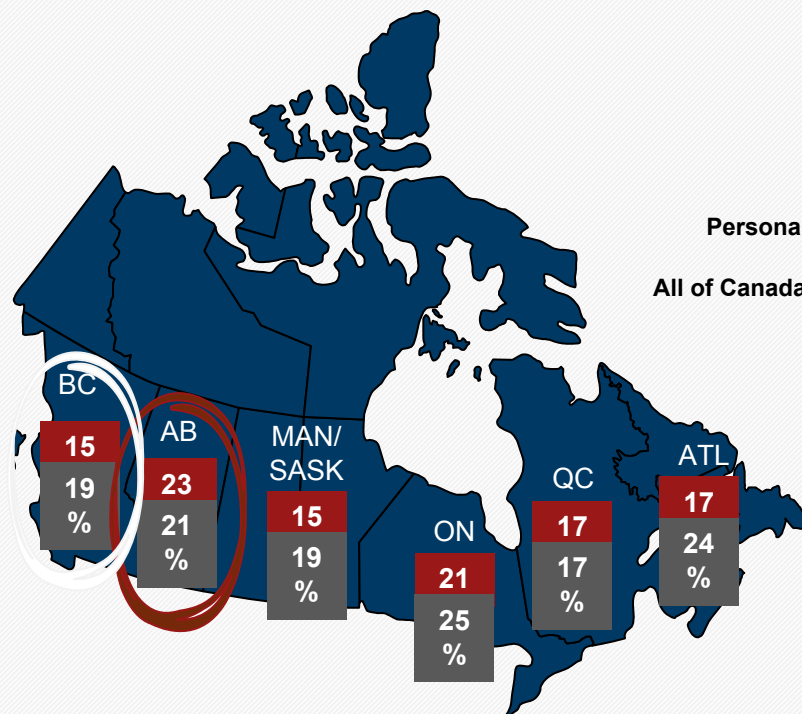
	NATIONAL
Personal	19%
All of Canada	32%

GENDER		AGE		
20	18	24	19	14
30 %	33 %	34 %	30 %	32 %
INCOME			LANGUAGE	
<\$50K	\$50-\$99K	\$100K+	English	French
20	20	17	20	13
32 %	32 %	28 %	34 %	22 %

Q1. Among the four categories of negative impact, which was the ONE you and your family experienced most seriously? N=1533

Q2. And which ONE negative impact do you think was experienced by the largest number of Canadians? N=1533

Negative Pandemic Impact on Canadians: Health



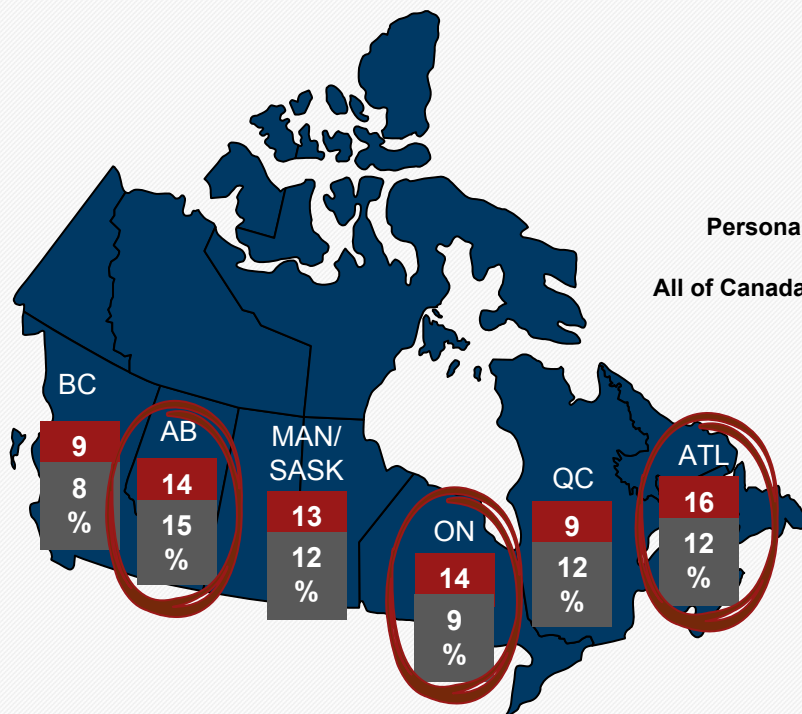
	NATIONAL
Personal	19%
All of Canada	21%

GENDER		AGE		
17	21	22	19	17
20%	22%	27%	19%	19%
INCOME			LANGUAGE	
<\$50K	\$50-\$99K	\$100K+	English	French
16	19	19	19	17
22%	21%	20%	22%	18%


Q1. Among the four categories of negative impact, which was the ONE you and your family experienced most seriously? N=1533

Q2. And which ONE negative impact do you think was experienced by the largest number of Canadians? N=1533

Negative Pandemic Impact on Canadians: Rights and Freedoms



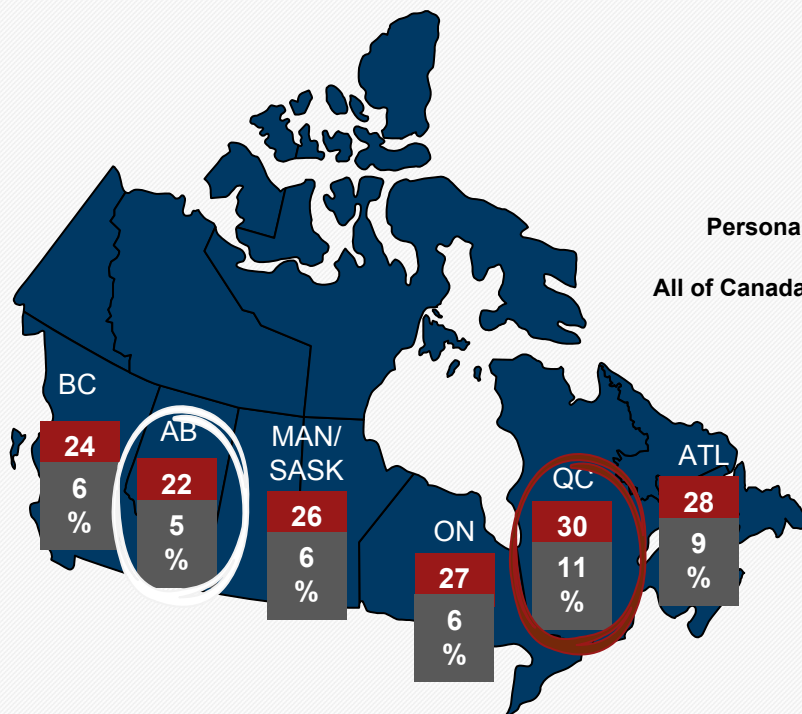
	NATIONAL
Personal	12%
All of Canada	11%



Q1. Among the four categories of negative impact, which was the ONE you and your family experienced most seriously? N=1533

Q2. And which ONE negative impact do you think was experienced by the largest number of Canadians? N=1533

Negative Pandemic Impact on Canadians: None




NATIONAL

Personal
All of Canada

27%

8%



Q1. Among the four categories of negative impact, which was the ONE you and your family experienced most seriously? N=1533

Q2. And which ONE negative impact do you think was experienced by the largest number of Canadians? N=1533